

Physical and sensory effects of different emulsifiers and vegetable oils in model beverage emulsions

Jasmine Ngo¹, Jason R. Stokes², Heather E. Smyth¹

¹ Queensland Alliance for Agriculture and Food Innovation, The University of Queensland, St Lucia, QLD, Australia

² School of Chemical Engineering, The University of Queensland, St Lucia, QLD, Australia

Background and aims

Background

- Increased consumer demand for products with healthier and more sustainable ingredients, without compromising in sensory pleasure
- Industry aiming to replace conventional vegetable oils and emulsifiers with alternative plant based options in beverage emulsions
- Physical measurements such as tribology and particle size shown to relate to certain sensory attributes in various food & beverage systems¹⁻³

Aims

- To evaluate whether sensory differences can be perceived in model warm beverage emulsions with different ingredient modifications
- To determine if tribology and particle size distribution can differentiate samples with different ingredient modifications
- To explore whether physical measurements can help explain sensory perception of the samples

Methods

Sample preparation: 12 samples

- Vegetable oils:** rice bran, coconut, fully hydrogenated vegetable oil
- Emulsifiers:** monoglyceride, sunflower lecithin, pea protein, rice protein

Fig 1: Flow chart of sample preparation method



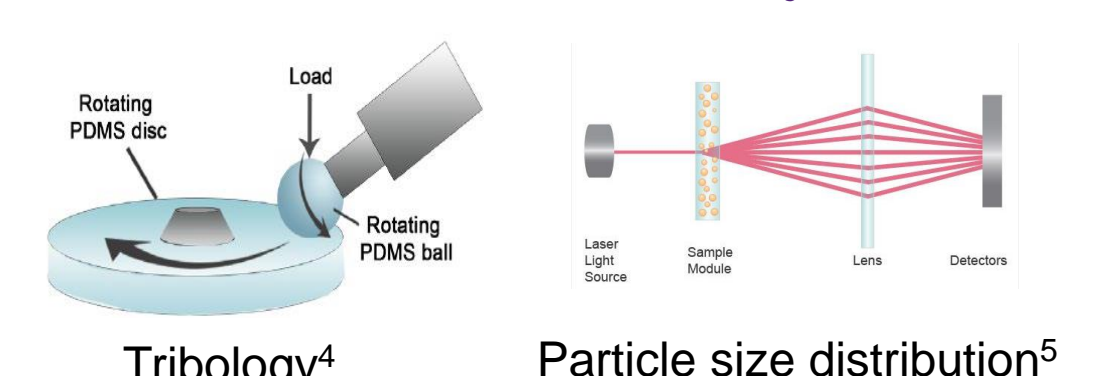
Sensory evaluation

Fig 2: Picture of sensory evaluation (Quantitative descriptive analysis)



Physical measurements

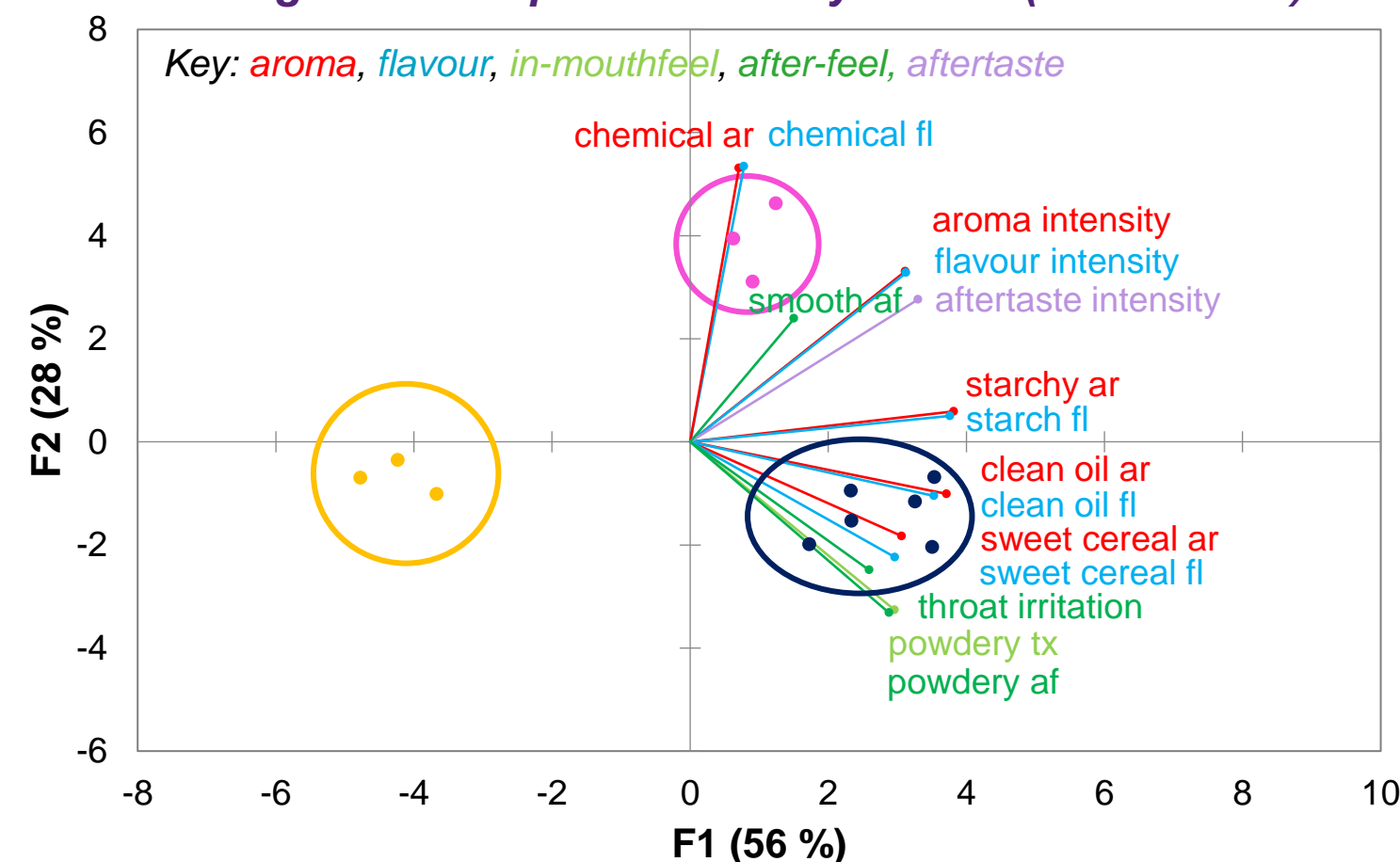
Fig 3: Schematic diagram of tribometer and laser diffraction theory



Results and Discussion

Sensory evaluation

Fig 4: PCA bi-plot of sensory scores (PC1 vs PC2)



- Samples clustered into 3 groups based on emulsifier:

Group 1: monoglyceride

- Neutral aroma, flavour, and mouthfeel

Group 2: sunflower lecithin

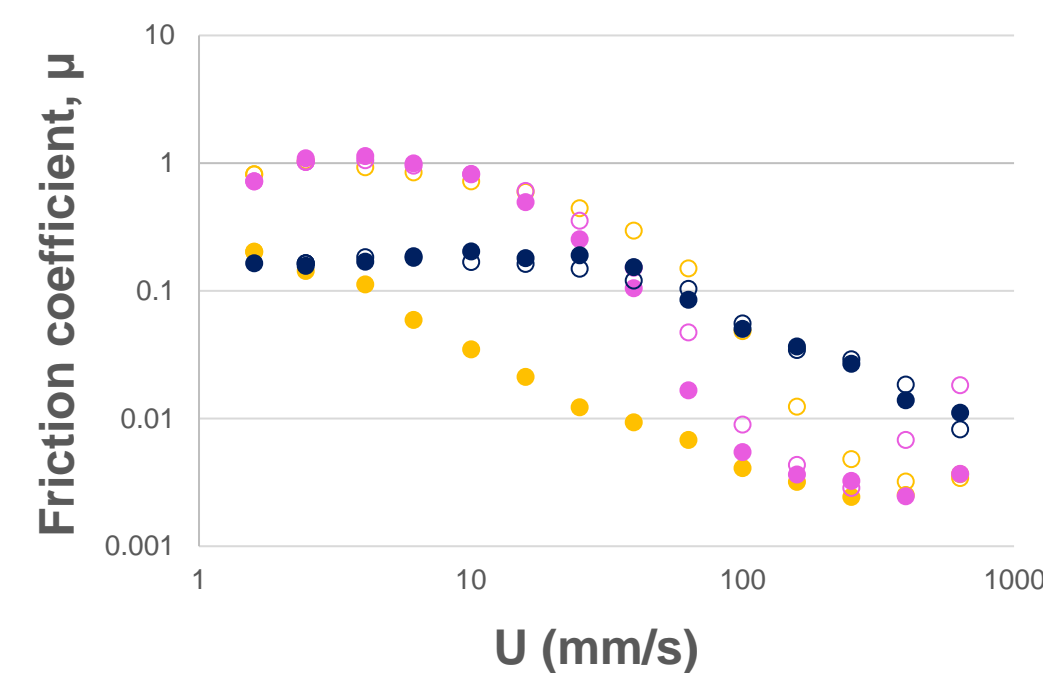
- High **aroma**, **flavour**, and **aftertaste intensity**
- Strong **chemical** aroma and flavour
- Provides **smooth** mouthfeel

Group 3: plant proteins

- High **aroma**, **flavour**, and **aftertaste intensity**
- Strong **starchy**, **cereal**, and **clean oil** aromas and flavours
- Very **powdery** mouthfeel and high **throat irritation**

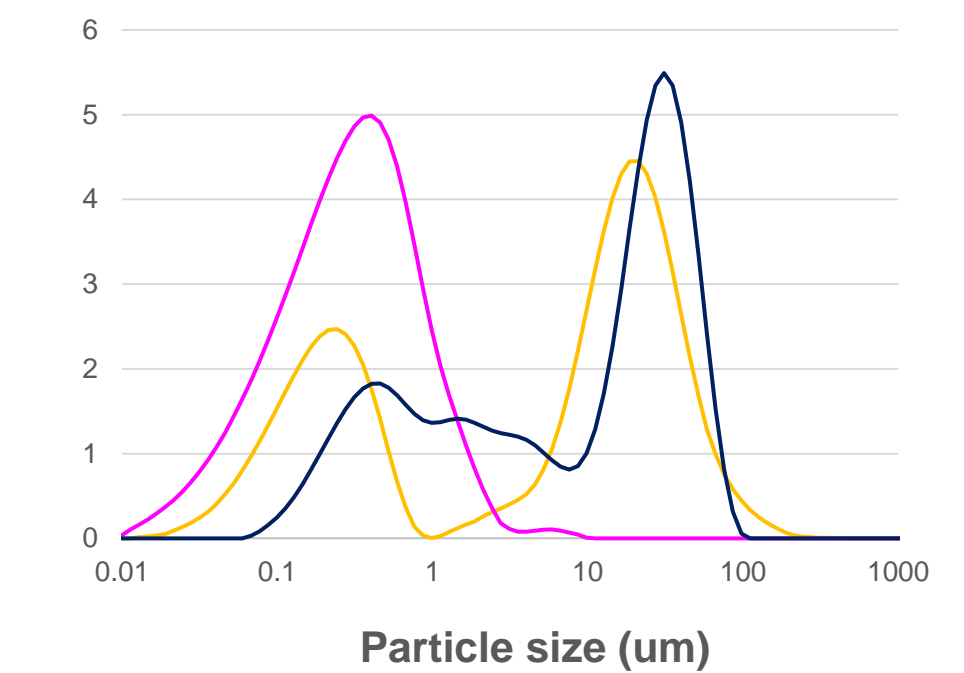
Physical measurements

Fig 5: Stribeck curves of emulsions with different emulsifiers at 37°C and 55°C



- Monoglyceride 37°C
- Sunflower lecithin 37°C
- Plant protein 37°C
- Monoglyceride 55°C
- Sunflower lecithin 55°C
- Plant protein 55°C

Fig 6: Particle size distribution plot of emulsions



- Samples behaved differently based on the 3 groups of emulsifiers

Group 1: monoglyceride

- Friction behaviour impacted by temperature, destabilises to oil phase (lower friction) at 37°C
- Large, soft particles observed

Group 2: sunflower lecithin

- Friction behaviour not impacted by temperature, remains stable in aqueous phase
- Smallest particle size

Group 3: plant proteins

- Friction behaviour not impacted by temperature, but is neither oil or aqueous phase, due to hard particles and oily surface (not fully emulsified)
- Large, hard particles observed

Conclusions

- Emulsifier type had greater impact on sensory and physical properties than vegetable oil type
- Monoglyceride** had neutral sensory properties, and not perceived to be powdery, despite having large, soft particles
- Sunflower lecithin** perceived to be smoothest after swallowing, due to small particle size and ability to remain stable in aqueous phase in tribology, but has a strong unpleasant aroma and flavour
- Plant proteins** had strong cereal & clean oil aromas & flavours, but also large, hard particles, resulting in powdery sensation,

Future work

- Increase complexity of model emulsions by adding additional ingredients typical in beverage emulsion products
- Explore how ingredients interact with saliva in influencing mouthfeel properties

References

- BROSSARD, N., CAI, H., OSORIO, F., BORDEU, E. & CHEN, J. 2016. "Oral" Tribological Study on the Astringency Sensation of Red Wines. *Journal of texture studies*, 47, 392-402.
- AGYEI-AMPONSAH, J., MACAKOVA, L., DEKOCK, H. L. & EMMAMBUX, M. N. 2020. Effect of Substituting Sunflower Oil with Starch-Based Fat Replacers on Sensory Profile, Tribology, and Rheology of Reduced-Fat Mayonnaise-Type Emulsions. *STARCH-STARKE*
- CHOJNICKA-PASZUN, A., DE JONGH, H. H. J. & DE KRUIF, C. G. 2012. Sensory perception and lubrication properties of milk: Influence of fat content. *International dairy journal*, 26, 15-22.
- SHEWAN, H. M., PRADAL, C. & STOKES, J. R. 2020. *Journal of Texture Studies*, 51, 7-22.
- Diagram explaining laser diffraction, Particle Technology Labs, Accessed 4 October 2021, <<https://www.particletechlabs.com/analytical-testing/particle-size-distribution-analyses/laser-diffraction>>